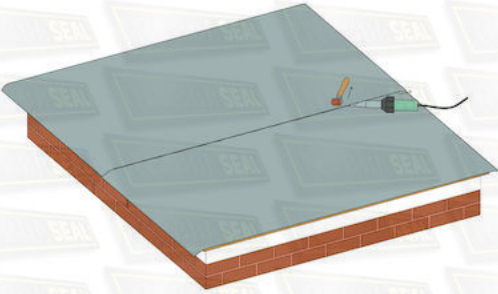





# Laying Lineflex

A guide to laying Lineflex Fleece Backed EPDM membrane.

	<p><b>Step 1</b> The deck must be dry and clean before laying the membrane, position rubber and mark deck as shown 100mm from the edge of the membrane.</p>
	<p><b>Step 2</b> Roll membrane back and roller apply water-based adhesive to the deck up to the marked line at a rate of 5 litres per 15m<sup>2</sup>.</p>
	<p><b>Step 3</b> Mate rubber to the adhesive and sweep out any air bubbles, overlap the next piece of rubber by 50mm. Repeat process.</p>
	<p><b>Step 4</b> Seal the rubber with a hot air welder using a silicone roller at a rate of 2.5m per minute at 220 degrees (level 4).</p>